

Parent Portal Quick Start Guide

Accessing Portal

1. Go to <https://campus.jackson.k12.ga.us/campus/portal/jackson.jsp>

Infinite Campus

Welcome to the Jackson County Campus Portal!
Here you will find instant access to accurate, current and confidential information about your child(ren)'s school attendance, grades, class assignments and more!

Tell me more!

[en In English](#)
[es En Español](#)

First time using Campus Portal?

If you have been assigned a Campus Portal Activation Key, [click here](#)
If you do not have an Activation Key, [click here](#)

Already have a Campus Portal account?

User Name

Password

[Problems logging in?](#)

2. The first time you access portal, you'll need to enter your activation code from your child's school so you can create a user name and password. Be sure to enter your activation code EXACTLY as shown.

Infinite Campus

Welcome to the Jackson County Campus Portal!
Here you will find instant access to accurate, current and confidential information about your child(ren)'s school attendance, grades, class assignments and more!

Tell me more!

[en In English](#)
[es En Español](#)

Activating your Campus Portal account

Activating your Campus Portal parent portal account is easy. All you need is your Campus Portal Activation Key sent to you by your child's school.

Activation Key
{ - - - - }


From this point forward, be sure to use the user name and password you created.

Portal keeps track of login attempts and times. If you forget your password or enter it in incorrectly three times, your account will be disabled. If this happens, you will need to contact the technology integration coordinator at your child's school.

Viewing Attendance

Login to Infinite Campus

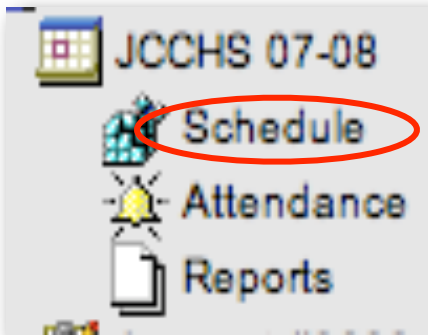
Click on Attendance under your child's name



Viewing the Gradebook



Login to Infinite Campus







Click on Schedule under your child's name



Parent Portal Quick Start Guide

Click the name of any class your child is currently taking in his/her schedule

 = Click on Class Name for Current Assignments and Scores
 = Click on Teacher Name for Email

	Term Term 1	Term Term 2	Term Term 3	Term Term 4
HR	Homeroom-35 Homeroom Sharon Renee Chilton Synan Rm:			
1	 1605.08.2-1701 6 MATH Davis, Janet F. Rm:			
2	 2600.08.0-1202 6 LANGUAGE ARTS SYNAN, SHARON Rm:			
3	 3600.08.0-1203 6 EARTH SCIENCE SYNAN, SHARON Rm:			
4	 4600.08.0-1104 6 SOCIAL STUDIES NIX, WENDY Rm:			
5	 6650.08.0-3405 AG TECH I Mimbs, Cheryl Rm:	Empty		
6	 8600.08.0-3406 BAND I KILGORE, WILLIAM Rm:			

From there you will be able to review all of the grades that have been entered up to this point by the teacher. **Keep in mind that it may take the teacher some time to score and enter grades into their gradebook, so you may not see your child's grade the same day that the test is taken.**

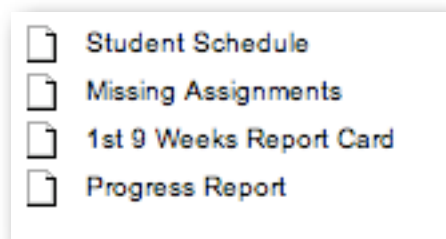
Viewing Report Cards and Schedules

Log into Infinite Campus

Click the Reports icon underneath your child's name



Select the report you would like to view



You may either open or save the file