


# **West Jackson Intermediate School Accountability Report Fall, 2010**

**Every Child,  
Every Day,  
Whatever It  
Takes!**



## ***VISION***

**The Jackson County School System is committed to the relentless pursuit of educational excellence.**

## ***MISSION***

**The mission of the Jackson County School System is to provide and support challenging and rigorous educational opportunities to ensure academic excellence for all students in a safe and caring learning environment.**

# West Jackson Intermediate School

## Demographic Information



### Demographics

Female:	182
Male:	172

African American:	10
Hispanic:	54
Caucasian:	267
Asian	8
Other:	12

Regular Education:	282
Special Education:	44
(Includes: Speech and Resource)	
LEP/ESOL:	31
F/R Lunch: (%)	40%

# West Jackson Intermediate School

**T4 Certificates = 4**

**Average years experience = 11**

**T5 Certificates = 18**

**Average years experience = 9**

**T6 Certificates = 5**

**Average years experience = 14**

**Total Years Experience = 305**

**Average years = 12.2**

**West Jackson Intermediate**

**Area of Focus- Continuous improvement as measured by student achievement**

**Green indicates 2012 goal met.**

**Blue indicates goal for 2012 not met but greater than 3% increase over previous year.**

**Yellow indicates goal for 2012 not met and  $\pm 2\%$  change from previous year.**

**Red indicates  $\geq 3\%$  decrease in achievement from previous year**

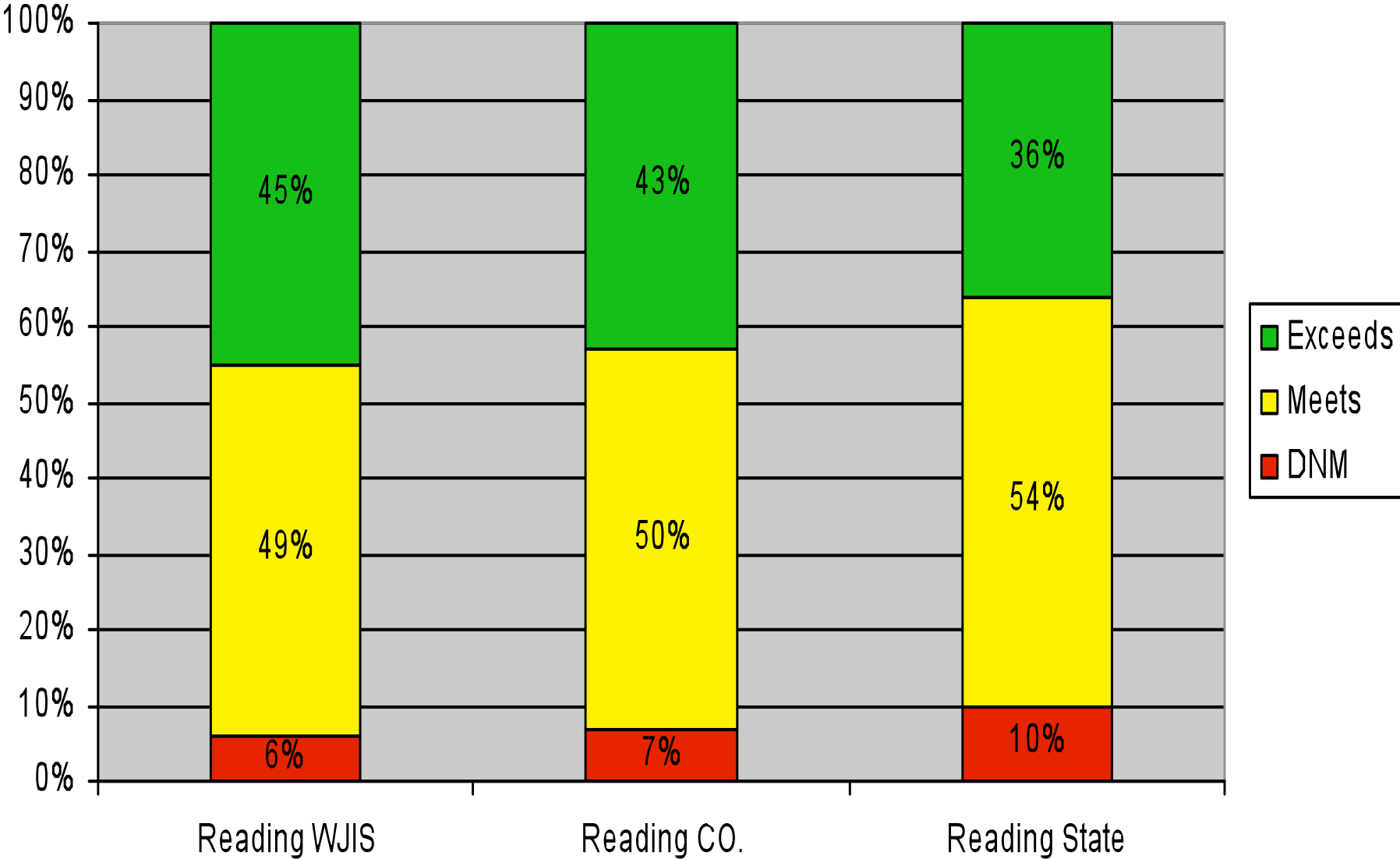
**+ indicates above state average**

**\*indicates below state average.**

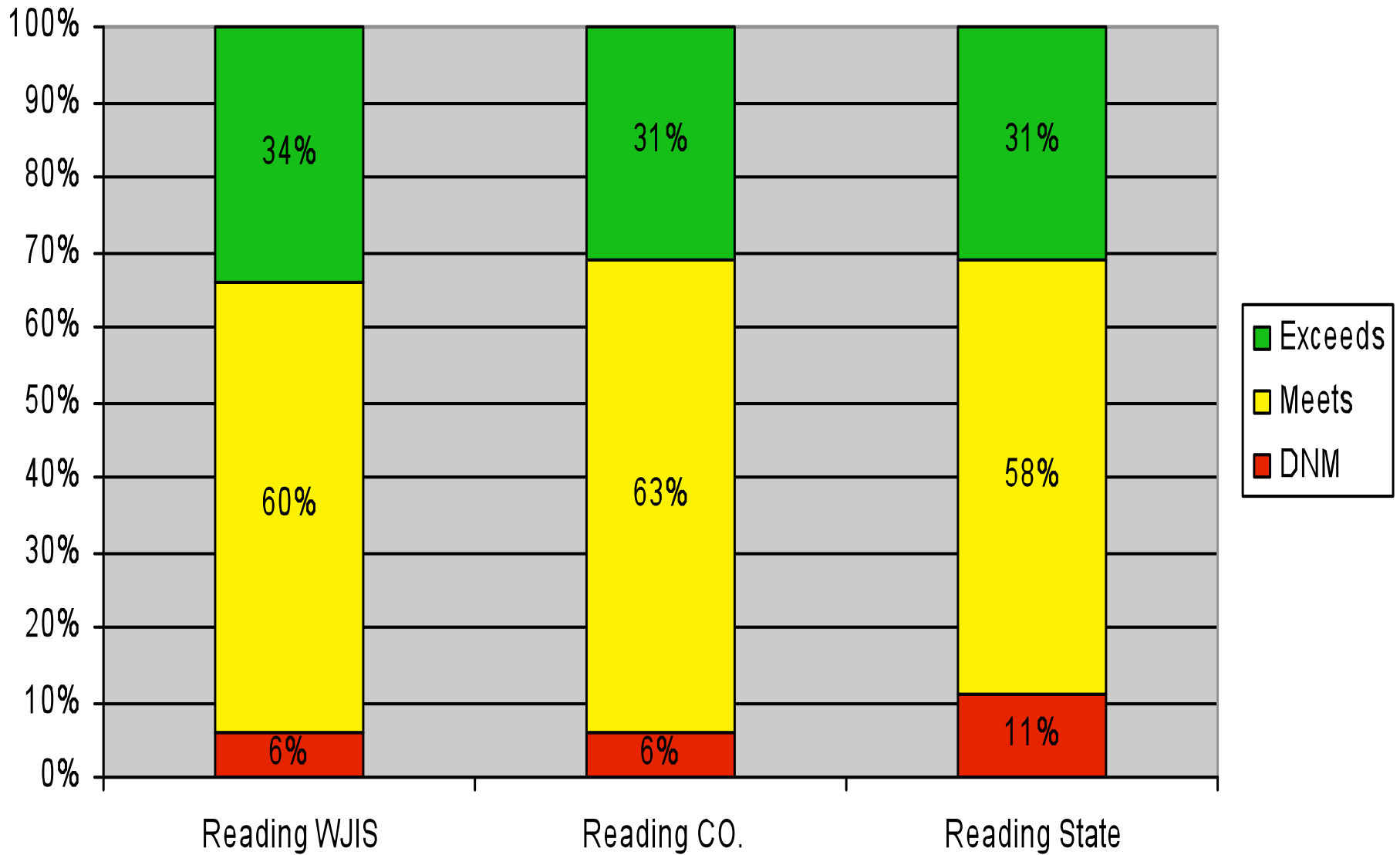
# READING

Goal Area	Performance Objective	Performance Indicator	Grades	Subject	2007	2008	2009 Baseline	State Data 2010	2010	2011	2012	Goal 2012		
<b>Student Achievement</b>	By Spring, 2012, WJIS will increase the percentage of students scoring performance level 3 in reading on the CRCT by 3% per year based on 2009 baseline data.	CRCT: % of students at Level 3	3	<b>Reading</b>	35	43	30*	36	45+			39%		
			4		35	39	32*	31	34+			41%		
			5		26	30	30+	24	34+			39%		
		CRCT: % of students at levels 2 & 3	3		96	96	94+	90	94+					
			4		96	95	93+	89	94+					
			5		96	98	93+	90	100+					

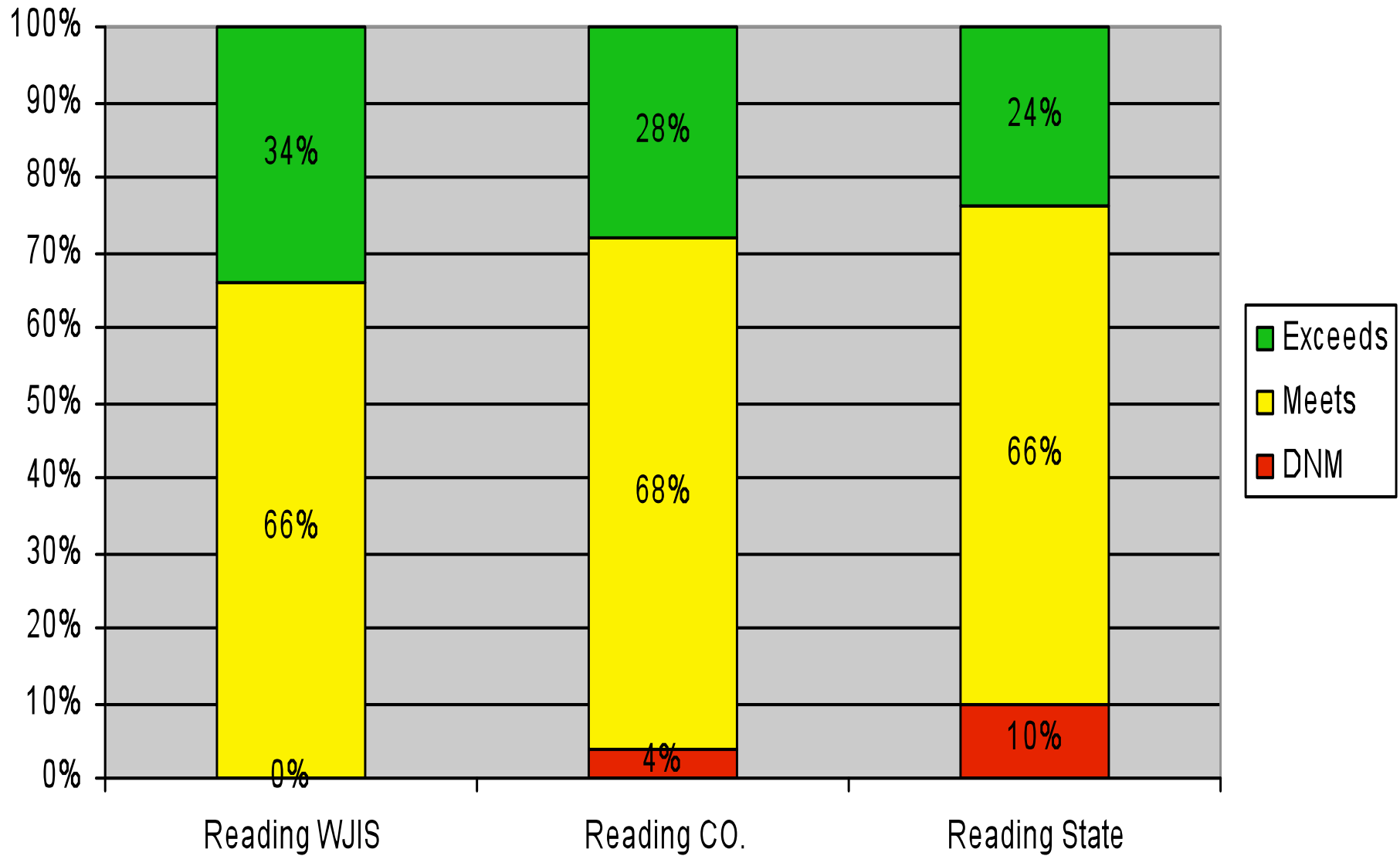
# Third Grade CRCT Reading Comparison 2010: WJIS, County, State



# Fourth Grade CRCT Reading Comparison 2010: WJIS, County, State



# Fifth Grade CRCT Reading Comparison 2010: WJIS, County, State



**West Jackson Intermediate**

**Area of Focus- Continuous improvement as measured by student achievement**

**Green indicates 2012 goal met.**

**Blue indicates goal for 2012 not met but greater than 3% increase over previous year.**

**Yellow indicates goal for 2012 not met and  $\pm 2\%$  change from previous year.**

**Red indicates  $\geq 3\%$  decrease in achievement from previous year**

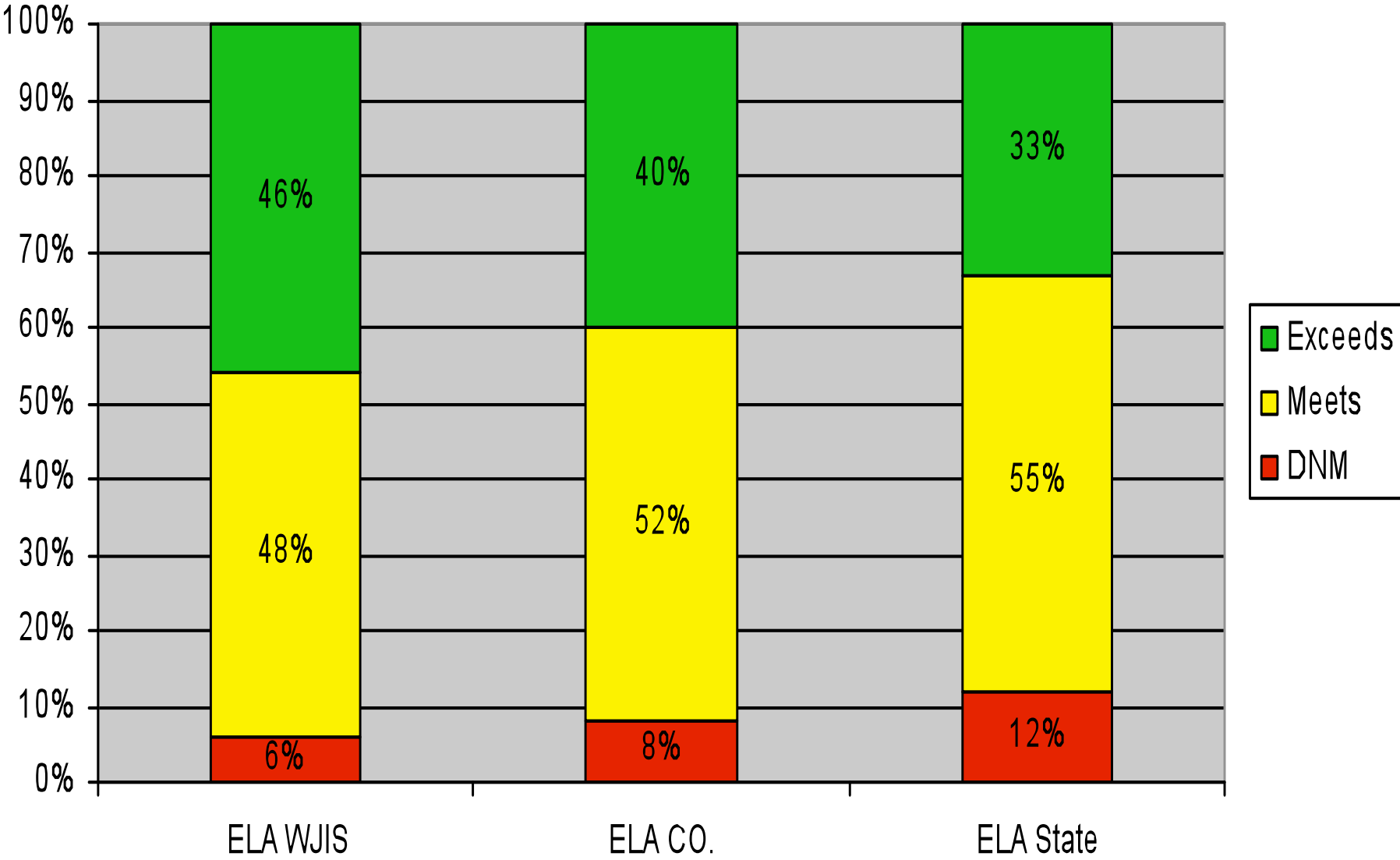
**+ indicates above state average**

**\*indicates below state average.**

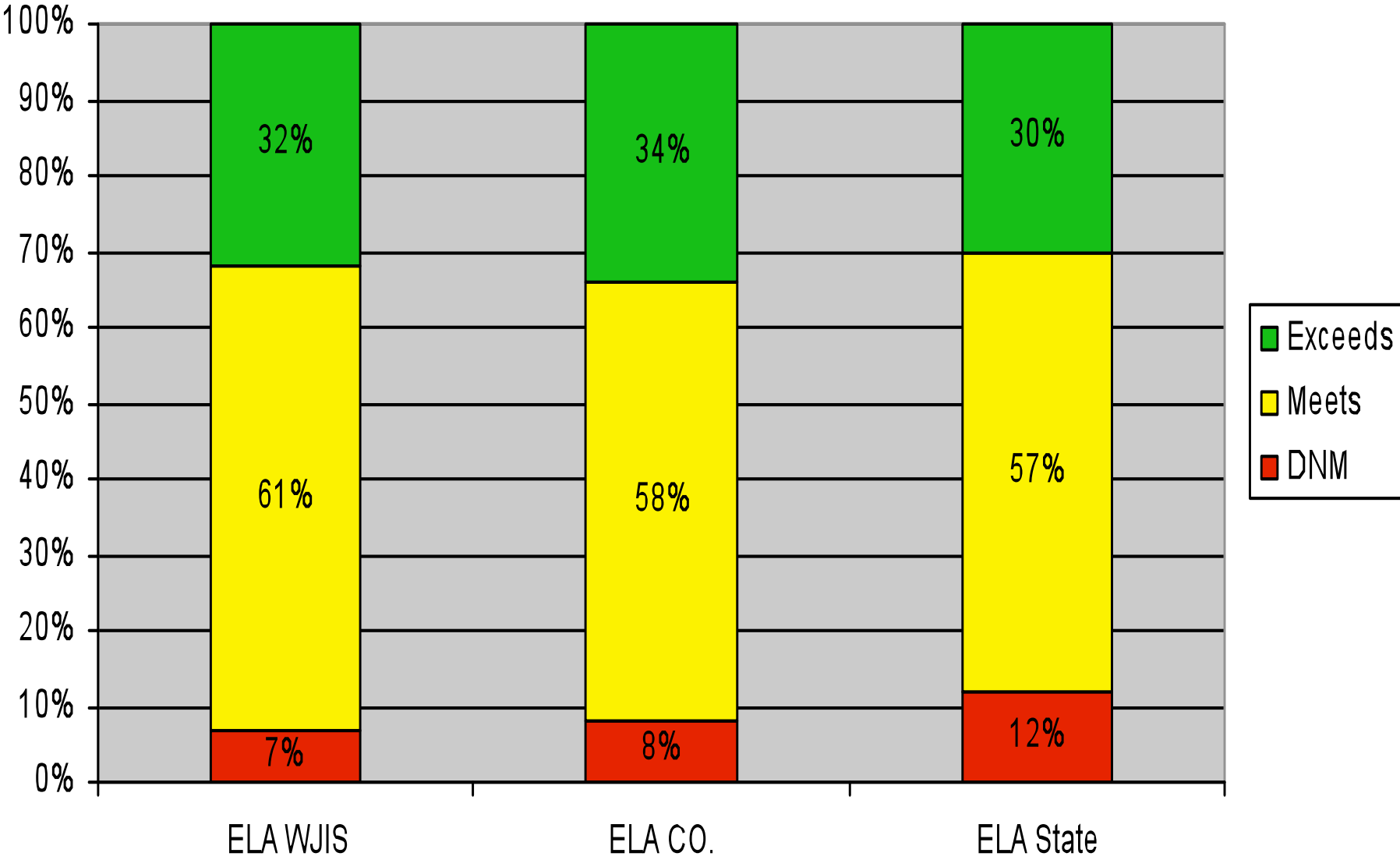
# ENGLISH/LANGUAGE ARTS

Goal Area	Performance Objective	Performance Indicator	Grades	Subject	2007	2008	2009 Baseline	State Data 2010	2010	2011	2012	Goal 2012		
Student Achievement	By Spring, 2012, WJIS will: A. increase the percentage of students scoring performance level 3 in Language Arts on the CRCT by 3% per year based on 2009 baseline data.	CRCT: % of students at Level 3	3	English/Language Arts	22	26	33+	33	46+			42%		
			4		32	35	31+	30	32+			40%		
			5		29	47	40 +	37	45+			49%		
		CRCT: % of students at levels 2 & 3	3		93	95	89 +	88	94+					
			4		91	93	97 +	87	93+					
			5		93	98	96 +	92	100+					

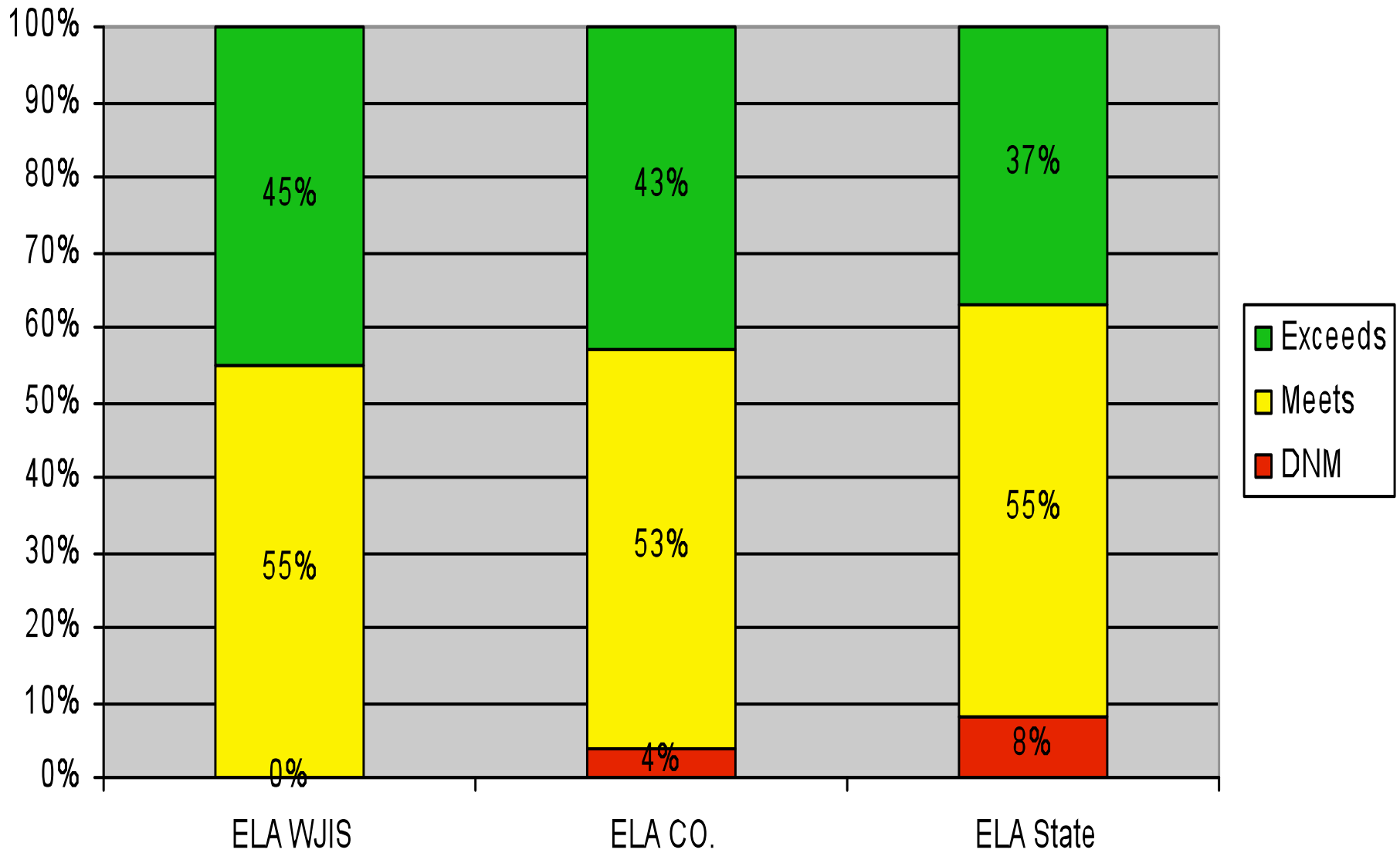
# Third Grade CRCT ELA Comparison 2010: WJIS, County, State



# Fourth Grade CRCT ELA Comparison 2010: WJIS, County, State



## Fifth Grade CRCT ELA Comparison 2010: WJIS, County, State



**West Jackson Intermediate**

**Area of Focus- Continuous improvement as measured by student achievement**

**Green indicates 2012 goal met.**

**Blue indicates goal for 2012 not met but greater than 3% increase over previous year.**

**Yellow indicates goal for 2012 not met and  $\pm 2\%$  change from previous year.**

**Red indicates  $\geq 3\%$  decrease in achievement from previous year**

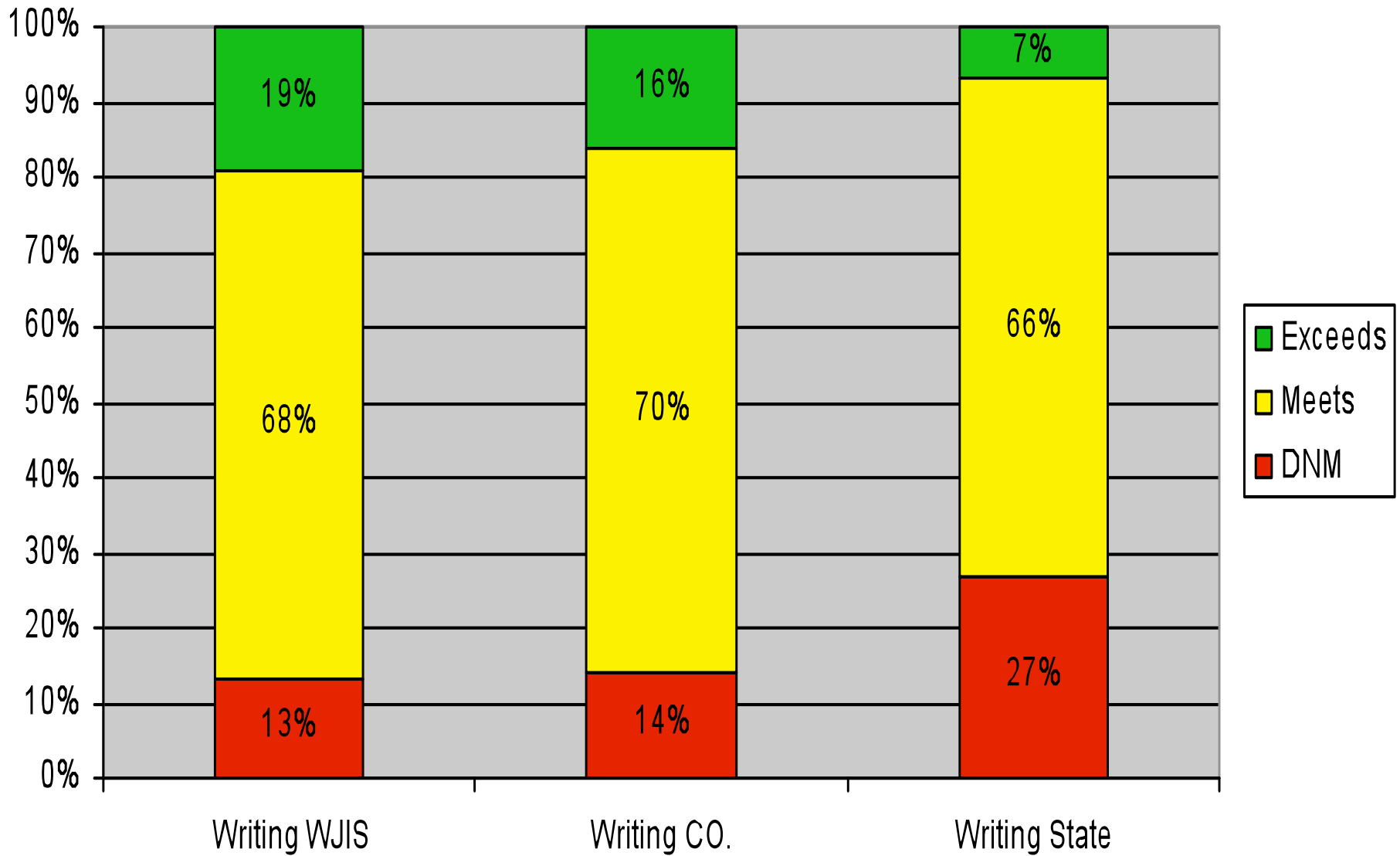
**+ indicates above state average**

**\*indicates below state average.**

# WRITING

Goal Area	Performance Objective	Performance Indicator	Grades	Subject	WJIS 2009	County 2010	State 2010	2010	2011	2012	Goal 2012
Student Achievement	By Spring 2012, WJIS will increase the percentage of students scoring level three on State Writing Assessments in grade 5 3% per year based on 2009 baseline data	CRCT: % of students at Level 1	5	5th Grade Writing	11	14	27	13*			
		CRCT: % of students at Level 2			72	70	66	68+			
		CRCT: % of students at Level 3			17	16	7	19+			26%

## 2010 WJIS Writing Scores Comparison: WJIS, County, State



**West Jackson Intermediate**

**Area of Focus- Continuous improvement as measured by student achievement**

**Green indicates 2012 goal met.**

**Blue indicates goal for 2012 not met but greater than 3% increase over previous year.**

**Yellow indicates goal for 2012 not met and  $\pm 2\%$  change from previous year.**

**Red indicates  $\geq 3\%$  decrease in achievement from previous year**

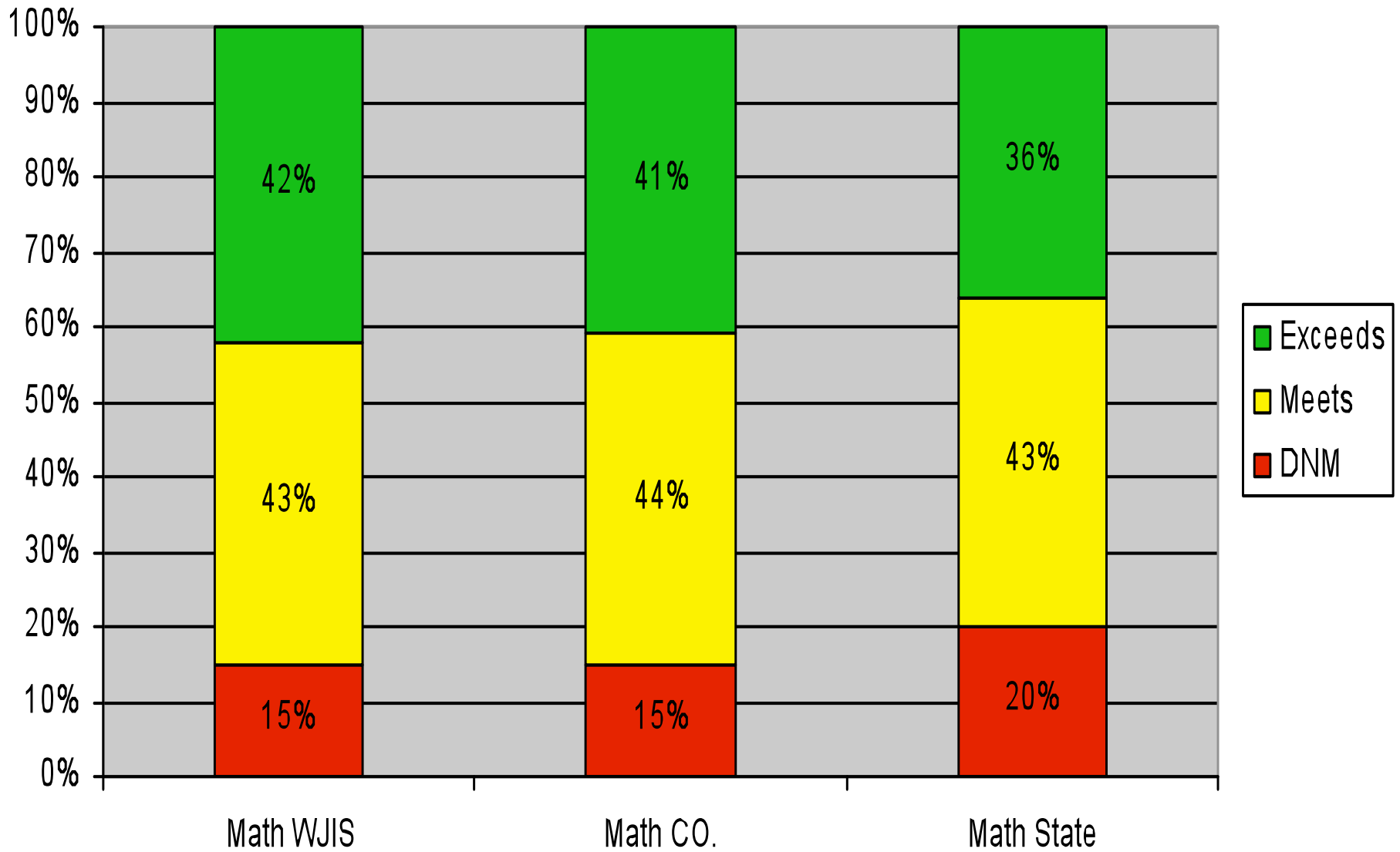
**+ indicates above state average**

**\*indicates below state average.**

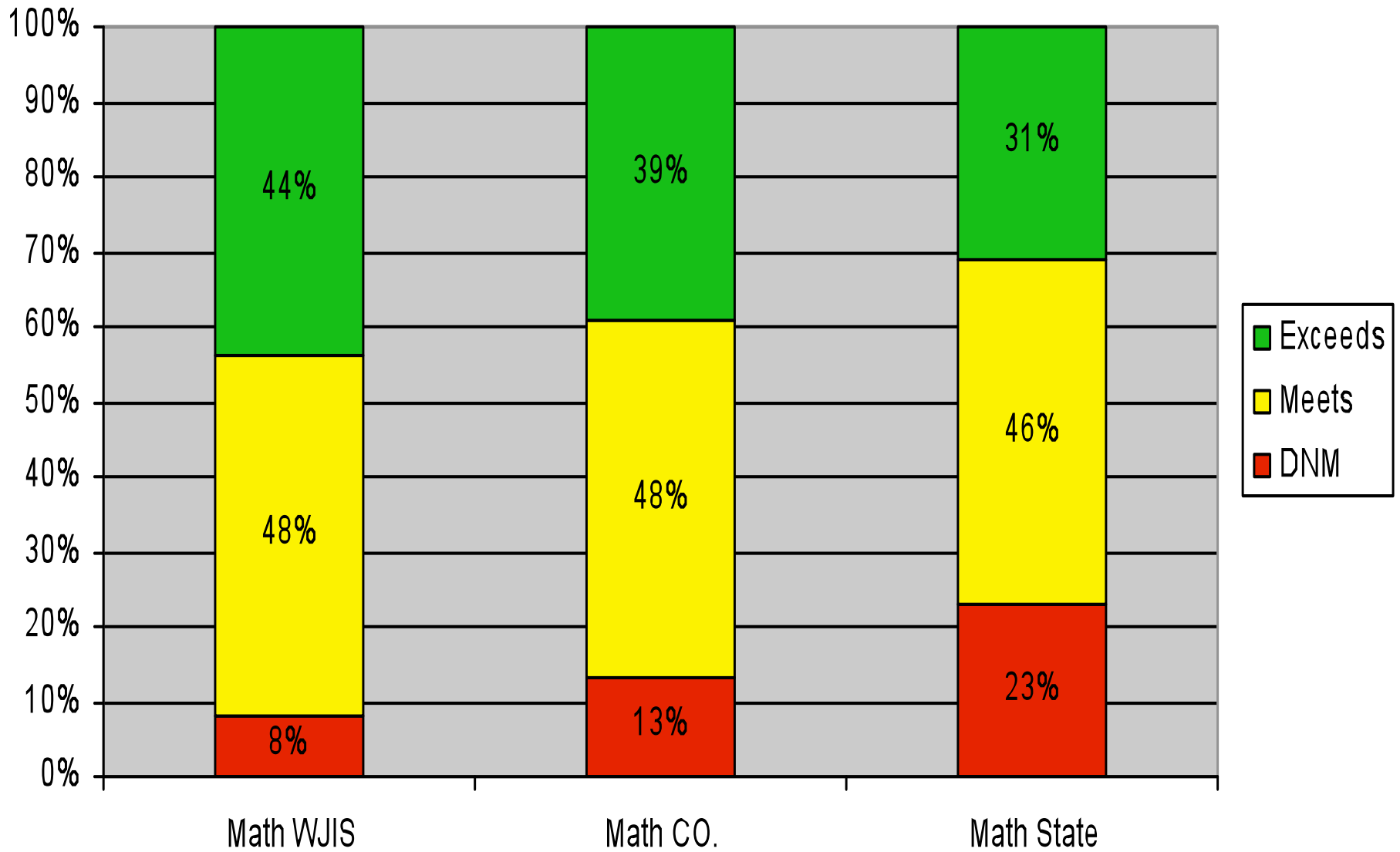
# MATHEMATICS

Goal Area	Performance Objective	Performance Indicator	Grades	Subject	2007	2008	2009 Baseline	State Data 2010	2010	2011	2012	Goal 2012
Student Achievement	By Spring, 2012, WJIS will increase the percentage of students in grades 3 & 4 scoring performance level 3 in mathematics on the CRCT by 12%. Students in 5 <sup>th</sup> grade will maintain 2% gain from 2009.	CRCT: % of students at Level 3	3	Mathematics	QCC	38	41 +	36	43+			53%
			4		QCC	26	38 +	31	44+		50%	
			5		QCC	50	53 +	39	57+		59%	
		CRCT: % of students at levels 2 & 3	3		QCC	87	82 +	80	85+			
			4		QCC	85	91 +	77	92+			
			5		QCC	94	92 +	82	95+			

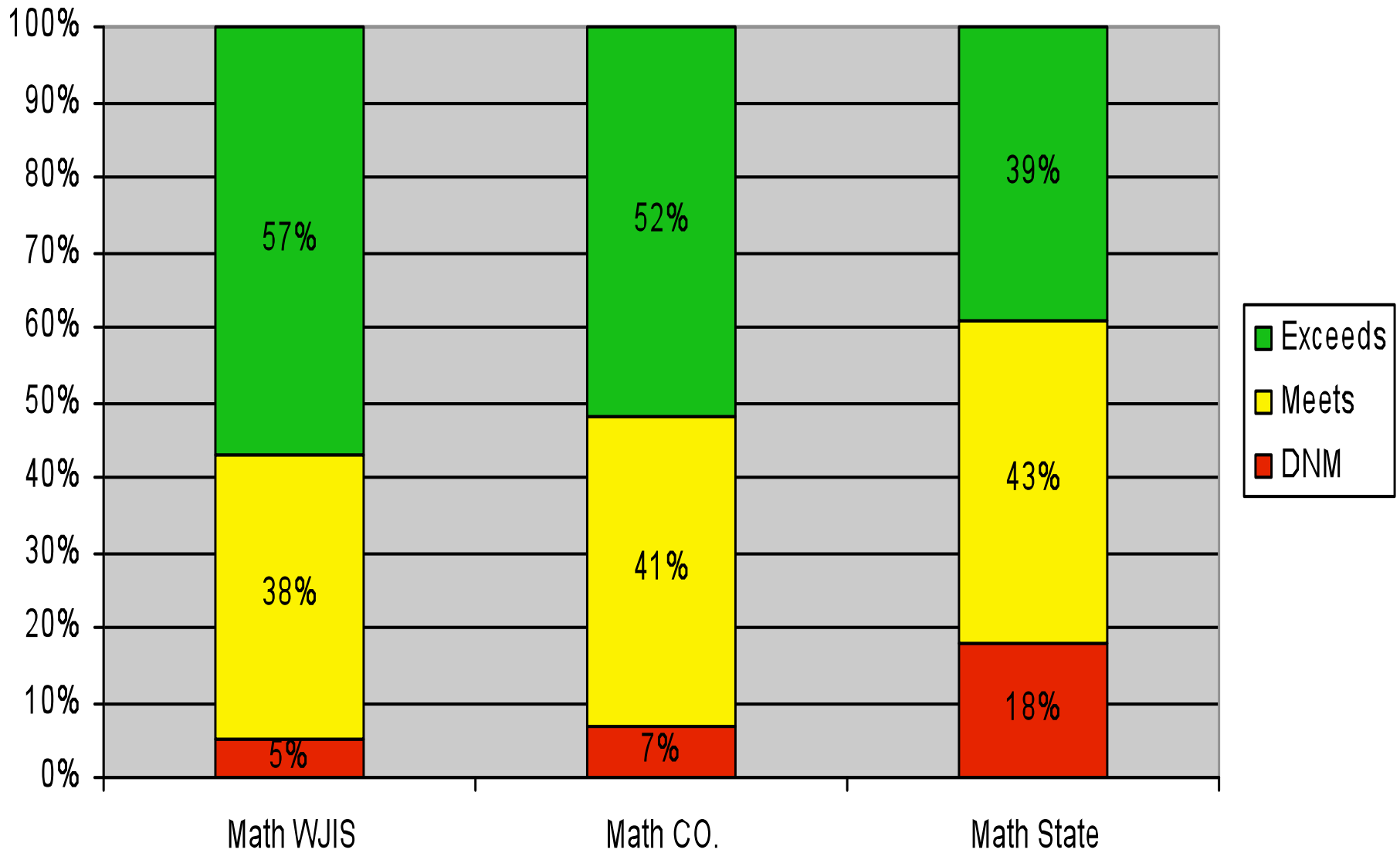
## Third Grade CRCT Math Comparison 2010: WJIS, County, State



## Fourth Grade CRCT Math Comparison 2010: WJIS, County, State



## Fifth Grade CRCT Math Comparison 2010: WJIS, County, State



**West Jackson Intermediate**

**Area of Focus- Continuous improvement as measured by student achievement**

**Green indicates 2012 goal met.**

**Blue indicates goal for 2012 not met but greater than 3% increase over previous year.**

**Yellow indicates goal for 2012 not met and  $\pm 2\%$  change from previous year.**

**Red indicates  $\geq 3\%$  decrease in achievement from previous year**

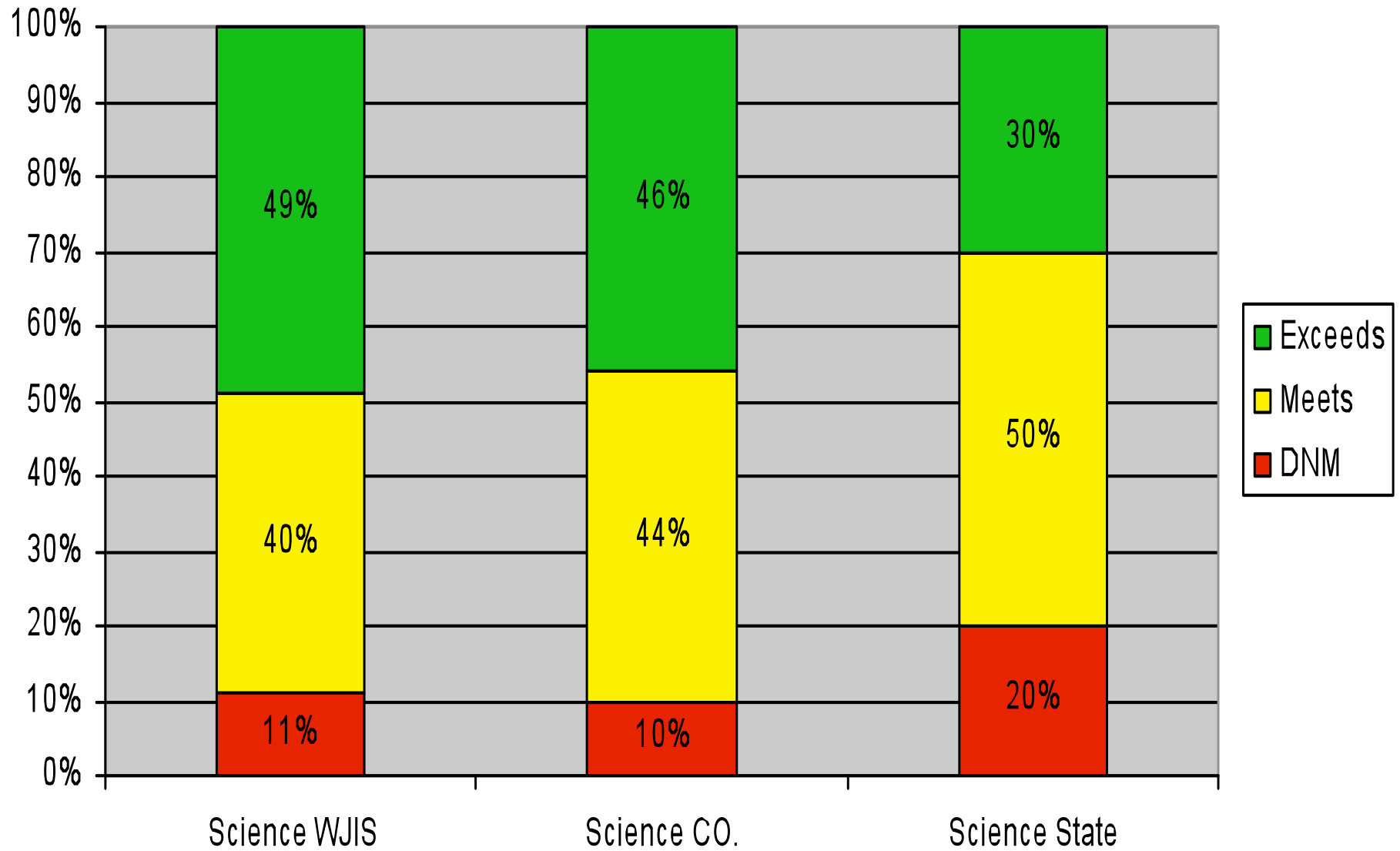
**+ indicates above state average**

**\*indicates below state average.**

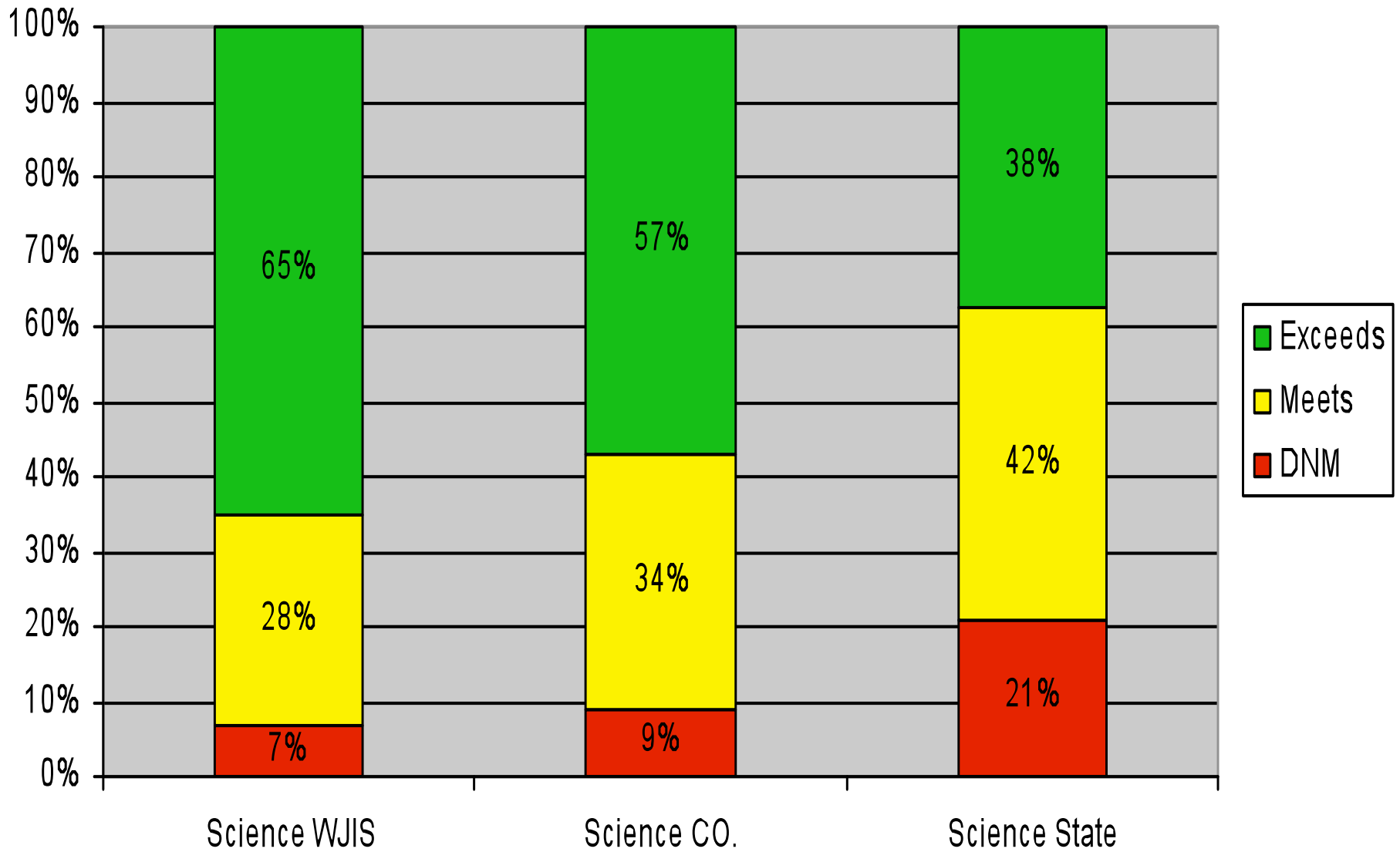
# SCIENCE

Goal Area	Performance Objective	Performance Indicator	Grades	Subject	2007	2008	2009 Baseline	State Data 2010	2010	2011	2012	Goal 2012
Student Achievement	By Spring, 2012, Jackson County Schools will increase the percentage of students exceeding proficiency standards by 15% in every academic area by grade level.	CRCT: % of students at Level 3	3	Science	33	37	51 +	30	49+			60%
			4		30	42	51 +	38	65+		60%	
			5		31	34	52 +	34	57+		61%	
		CRCT: % of students at levels 2 & 3	3		83	87	91 +	80	89+			
			4		87	87	91 +	79	93+			
			5		89	91	93 +	77	96+			

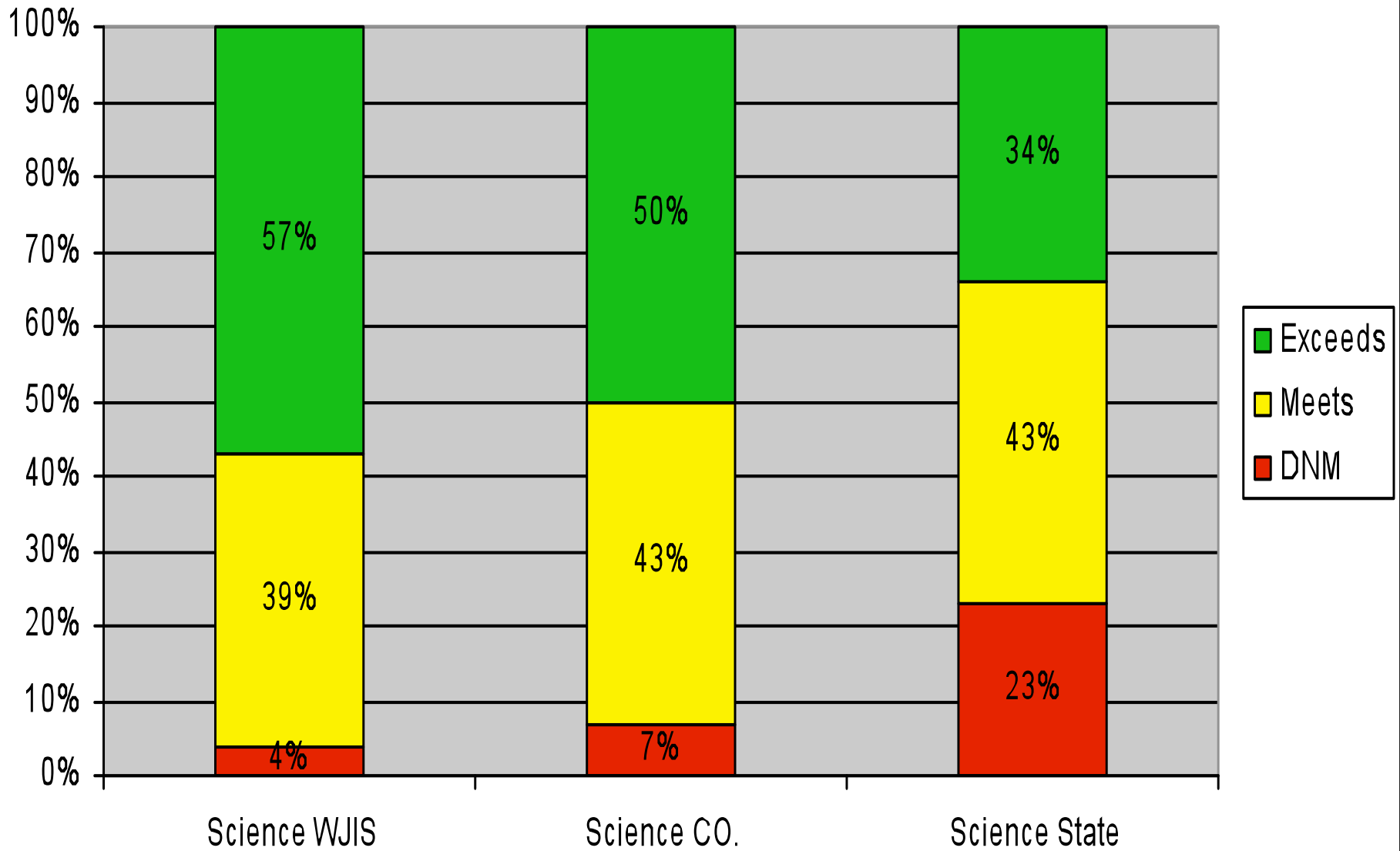
# Third Grade CRCT Science Comparison 2010: WJIS, County, State



# Fourth Grade CRCT Science Comparison 2010: WJIS, County, State



## Fifth Grade CRCT Science Comparison 2010: WJIS, County, State



**West Jackson Intermediate**

**Area of Focus- Continuous improvement as measured by student achievement**

**Green indicates 2012 goal met.**

**Blue indicates goal for 2012 not met but greater than 3% increase over previous year.**

**Yellow indicates goal for 2012 not met and  $\pm 2\%$  change from previous year.**

**Red indicates  $\geq 3\%$  decrease in achievement from previous year**

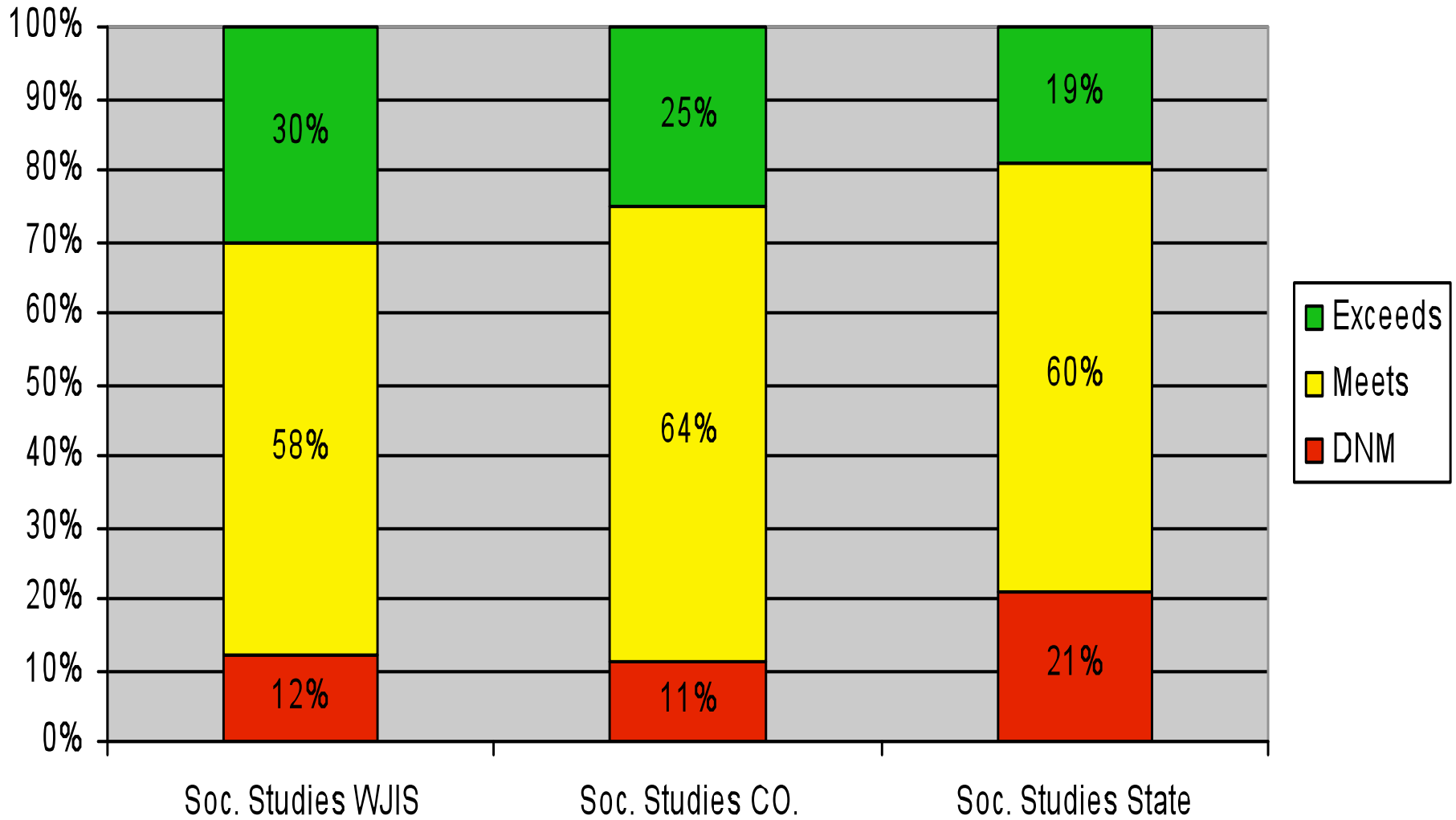
**+ indicates above state average**

**\*indicates below state average.**

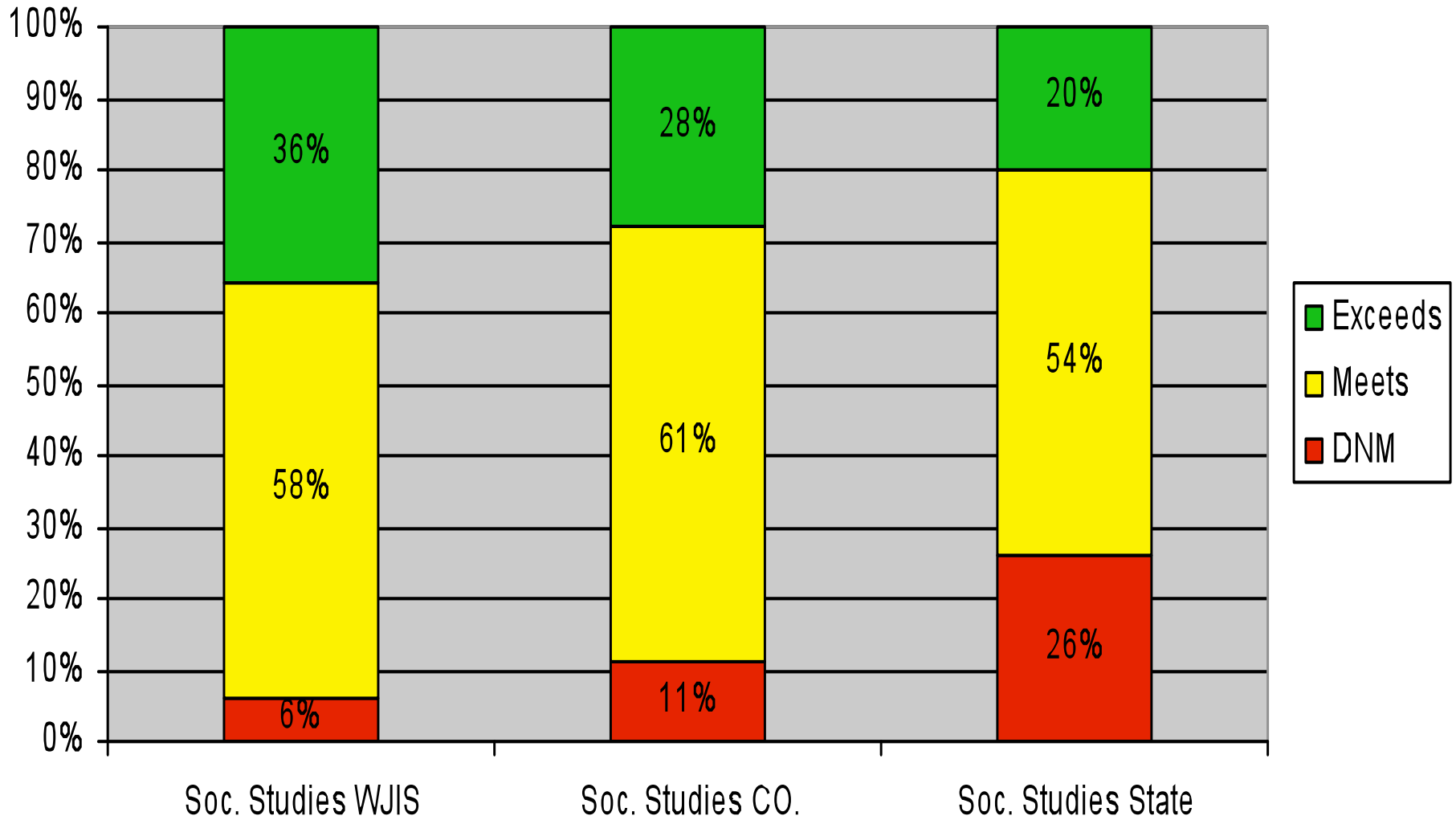
# SOCIAL STUDIES

Goal Area	Performance Objective	Performance Indicator	Grades	Subject	2007	2008	2009 Baseline	State Data	2010	2011	2012	Goal 2012		
Student Achievement	By Spring, 2012, Jackson County Schools will increase the percentage of students exceeding proficiency standards by 15% in every academic area by grade level.	CRCT: % of students at Level 3	3	Social Studies	19	25	8 *	19	30+			17%		
			4		25	26	32 +	20	36+			41%		
			5		20	27	23 +	20	44+			32%		
		CRCT: % of students at levels 2 & 3	3		94	96	80 +	79	88+					
			4		94	97	89 +	74	94+					
			5		95	98	93 +	71	96+					

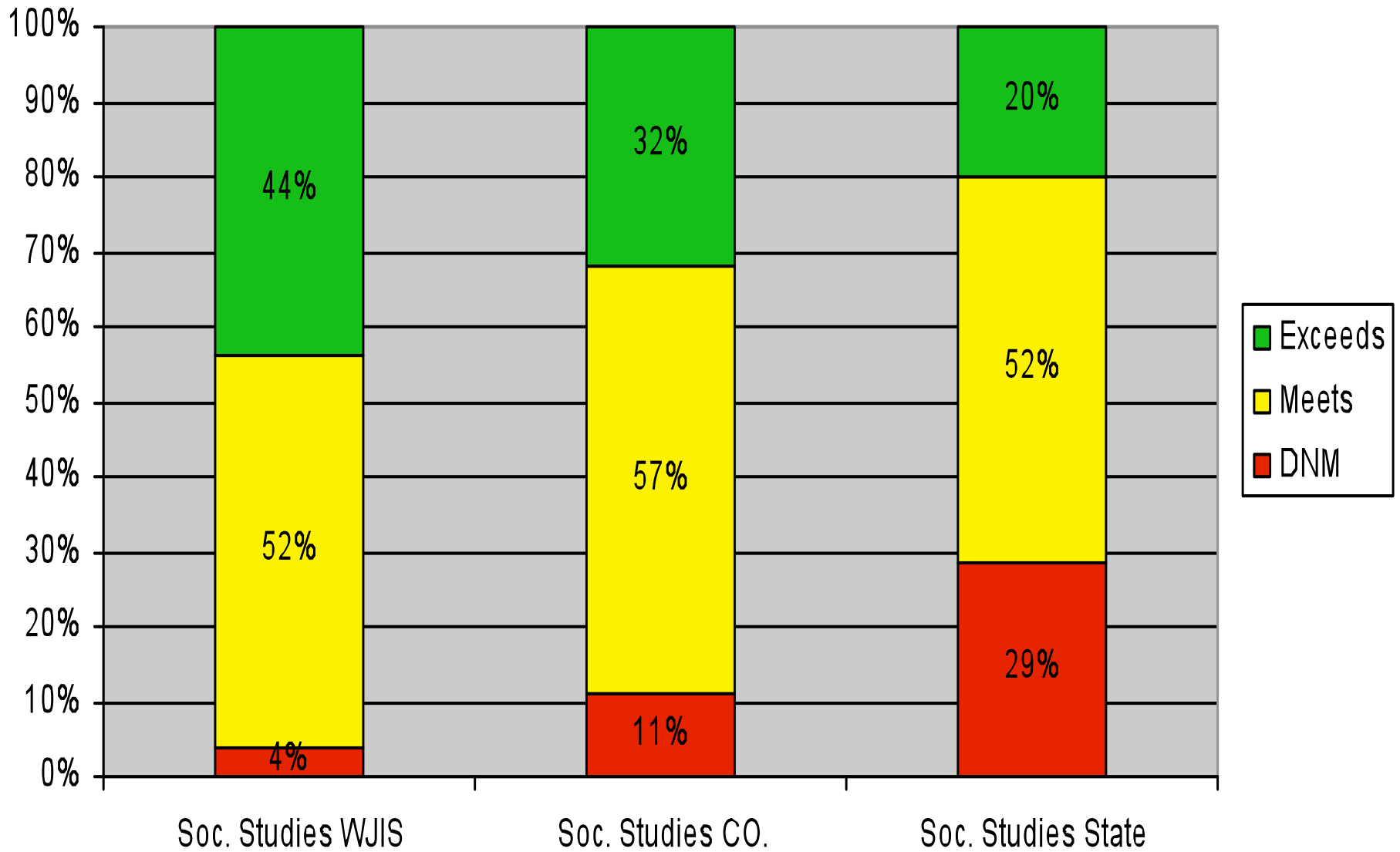
# Third Grade CRCT Social Studies Comparison 2010: WJIS, County, State



# Fourth Grade CRCT Social Studies Comparison 2010: WJIS, County, State



# Fifth Grade Social Studies CRCT Comparison 2010: WJIS, County, State



# WJIS Experiences!!!

June 1, 2010

## JACKSON COUNTY ATTENDANCE REPORT NINTH MONTH 2009-2010 SCHOOL YEAR

Enrollment by Grade	SpEd	PK	K	1	2	3	4	5	6	7	8	9	10	11	12	Total	Total Days		ADA	9th Month	Year To Date
																	Present	Absent		Percent Attendance	Percent Attendance
Benton Elementary		23	50	59	45	49	60	40								326	6,145	310	307.3	95.198%	95.85%
East Jackson Elementary		25	96	92	87	74	72	82								528	10,166	330	508.3	96.856%	96.64%
Gum Springs Elementary		44	118	119	135	121	113	140								790	15,187	584	759.4	96.297%	96.38%
Maysville Elementary		25	68	76	60	61	67	76								433	8,085	492	404.3	94.264%	95.05%
North Jackson Elementary		26	60	67	64	65	53	48								383	7,432	228	371.6	97.023%	96.77%
South Jackson Elementary		27	99	83	89	74	79	91								542	10,236	506	511.8	95.290%	95.64%
West Jackson Intermediate						109	122	94								325	6,292	195	314.6	96.994%	97.08%
West Jackson Primary		49	111	113	127											400	7,720	280	386.0	96.500%	96.00%



# Targeted Areas for Improvement

- Third Grade Math and Science
- Fourth Grade English/Language Arts

# How will we accomplish the goals?

## ➤ Third Grade Math

- 45 Day Plan
- Bulletin Board for achieving math facts
- Dog tags for achieving math facts

## ➤ Third Grade Science

- Use of SmartBoard activities
- Use of DE Science
- Pre and Post tests

# How do we accomplish these goals?

- Fourth Grade English/Language Arts
  - Use of Worldly Wise in each classroom
  - SmartBoard Lessons online and created by Chris Stewart
  - I Have – Who Has activities
  - Maintenances – review of standards